

# The Language of Music

## Level I Worksheet 24 (2 pages) Naming and Writing Cadences

I. Name the KEY then the CADENCES as AUTHENTIC (AU), HALF (HC), or PLAGAL (P).

Mark each chord with FUNCTIONAL CHORD SYMBOLS ( I i IV iv V v ) on the line provided.

Key: \_\_\_\_\_

Cad: \_\_\_\_\_

Key: \_\_\_\_\_

Cad: \_\_\_\_\_

Key: \_\_\_\_\_

Cad: \_\_\_\_\_

Key: \_\_\_\_\_

Cad: \_\_\_\_\_

Key: \_\_\_\_\_

Cad: \_\_\_\_\_

Key: \_\_\_\_\_

Cad: \_\_\_\_\_

Key: \_\_\_\_\_

Cad: \_\_\_\_\_

Key: \_\_\_\_\_

Cad: \_\_\_\_\_

Key: \_\_\_\_\_

Cad: \_\_\_\_\_

Key: \_\_\_\_\_

Cad: \_\_\_\_\_


Key: \_\_\_\_\_

Cad: \_\_\_\_\_


Key: \_\_\_\_\_

Cad: \_\_\_\_\_


2. Write the following CADENCES in KEYBOARD STYLE BELOW the given notes using KEY SIGNATURES and the following rhythm. ♩ ♪ | ♪ || Add rests where needed.



D major V I




F minor iv i




B<sub>b</sub> major I V




E<sub>b</sub> major V I




F<sub>#</sub> maj IV I




C minor V i




G minor V i



D<sub>b</sub> major IV I




A major I V



B minor V i



C<sub>#</sub> minor iv i



E major I V