

Getting Started with the “Saxophone Fingering Font”:

The “Saxophone Fingering Font” was developed out of a need to notate advanced extended fingerings for sheet music. It includes notation for fully covered holes, half-holes and trills. This font works within Finale, Sibelius and even within Word processors such as Microsoft Word, Open Office. Fonts for all woodwinds available at www.tristandurie.com.

Installation:

Mac:

1. Double click the file SaxophoneFingeringFont.ttf
2. Click “Install Font” (This should open the FontBook utility)
3. Finished!

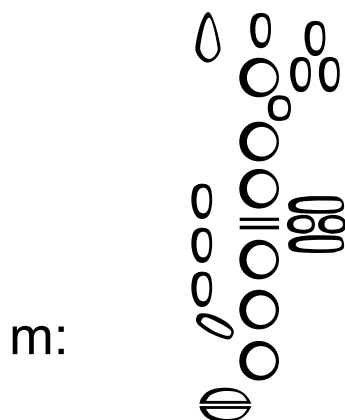
PC:

1. Double click the file SaxophoneFingeringFont.ttf
2. Click “Install Font”
3. Finished!

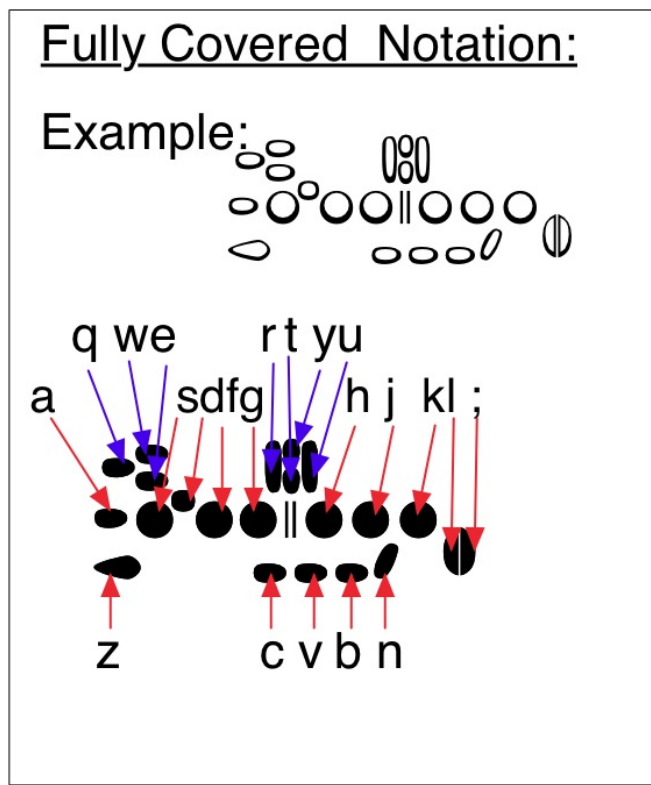
Using the Saxophone Fingering Font:

Open Sibelius, Finale or a TextEditor and create a new text item. Change the font to the “Saxophone Fingering Font” and adjust the font size to 50 or higher. (Recommended)

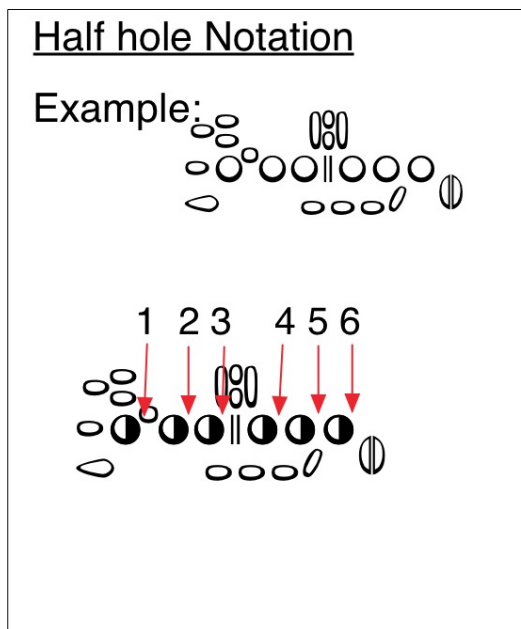
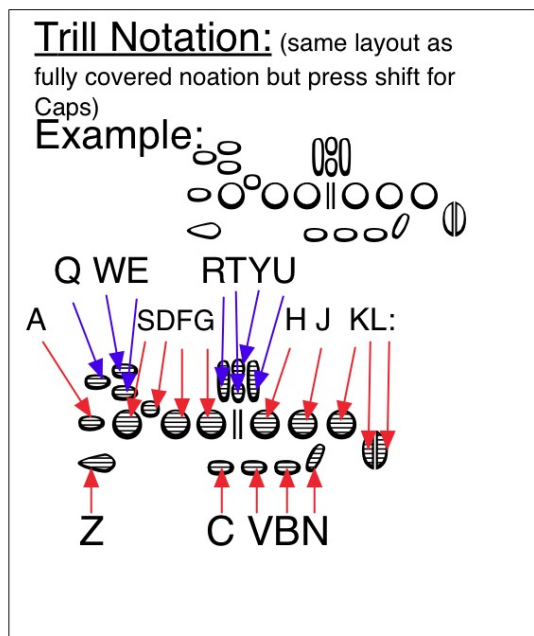
1. Type “m” to make a new blank Saxophone



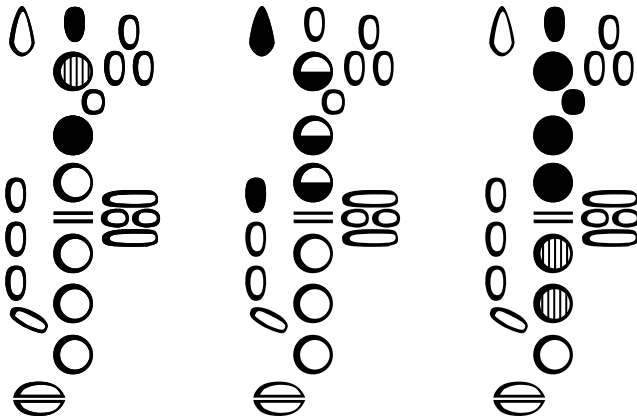
2. Add basic fingerings by pressing the following keys. The keyboard layout mimics a horizontal Saxophone for easy input.



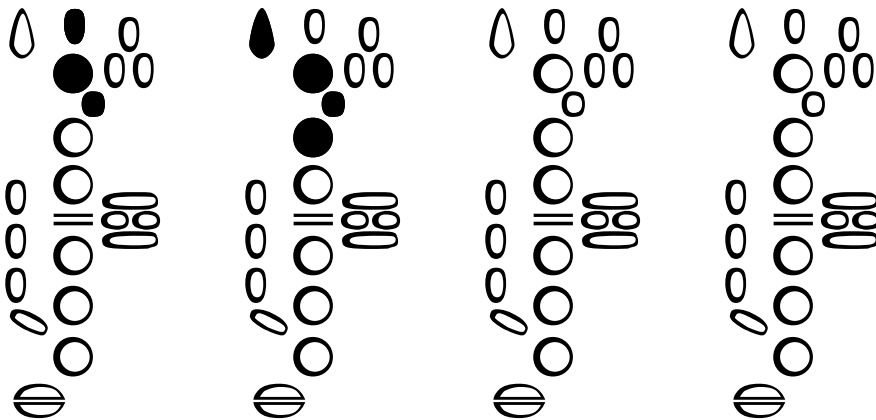
Or you can add trills or Half covered hole fingerings:



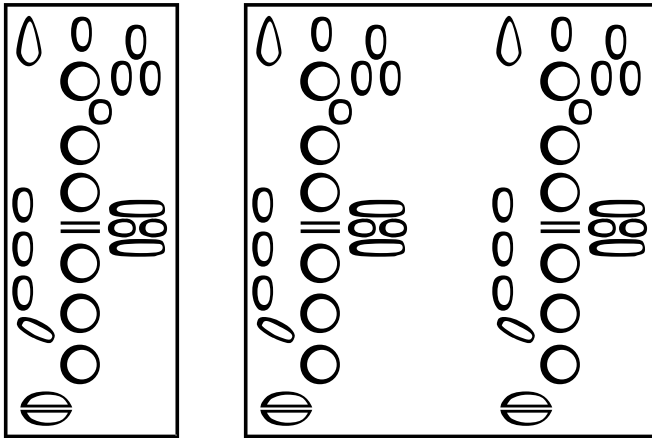
You can even mix and match all 3 types of fingerings for more advanced notation:



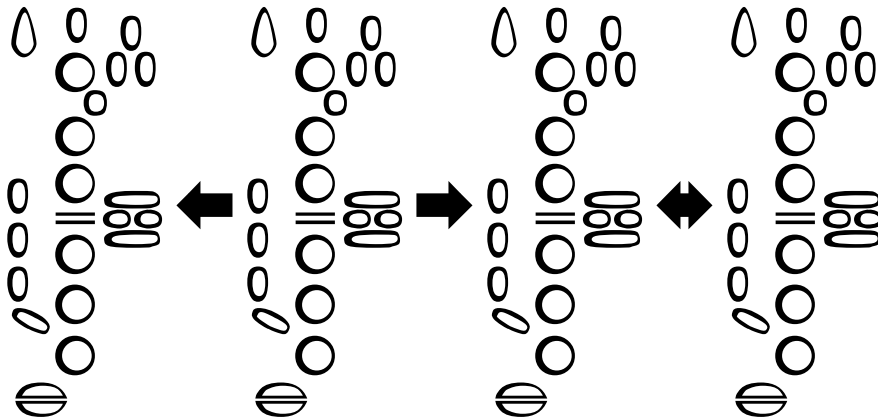
When you are done entering a fingering, press the spacebar to create a gap. You can then make a new blank Saxophone like in step 1 by pressing “m” (make).



The “Saxophone Fingering Font” also includes 3 different sized boxes to contain the fingerings. You can create a 1 fingering sized box by pressing “ , ” (coma) and a 2 fingering sized box by pressing “ . ” (period). Enter any these boxes first, before creating the first blank Saxophone.



Finally there are three arrows included to notate directions between fingerings or to indicate tremolos or trills/: For right and left arrows press “>” or “<”. For a dual directional arrow press “?”.



Support and Contact Information:

The “Saxophone Fingering Font” is the result of hard work and hours of my time. If you use the “Saxophone fingering font” in your score or book let me know! If you have comments or suggestions for improvements (or even complaints!) contact me at:

tristan_durie@hotmail.com

or visit my website at:

<http://www.tristandurie.com>