


Union Chapel Organ

 Muse Sounds Edition

Union Chapel Organ

 Muse Sounds Edition

The **Union Chapel Organ - Muse Sounds Edition** is crafted exclusively for the Muse Sounds engine: derived from the Spitfire Audio library "Union Chapel Organ" and carefully optimised for playback from notation.

A legendary organ built by the master Henry Willis in 1877, in a famous London venue: the beautiful Union Chapel. Built specifically to match the size and acoustics of the building, this instrument is one of the finest examples of 19th Century craftsmanship in the world, and gives you a huge range of tones at your fingertips, from angelic soft beauty to roaring thunder.

Instruments Included

Manual

Pedals

Presets

All Manuals

All Stops Out

Choir - Claribel Flute 8'

Choir - Concert Flute 4'

Choir - Dulciana 8'

Choir - Piccolo 2'

Choir - Voil dAmore 8'

Choir Manual

Great - Clarion 4'

Great - Fifteenth 2'

Great - Flautodolce 8'

Great - Mixture 3'

Great - Open Diapason 8'

Great - Principle 4'

Great - Stopped Diapason 8'

Great - Trumpet 8'

Great - Twelfth 3'

Great Manual

Pedal - Bourdon 16'

Pedal - Open Diapason Wood 16'

Pedal - Ophicleide 16'

Pedals

Swell - Contra Gamba 16'

Swell - Flote 4'

Swell - Mixture'

Swell - Open Diapason 8'

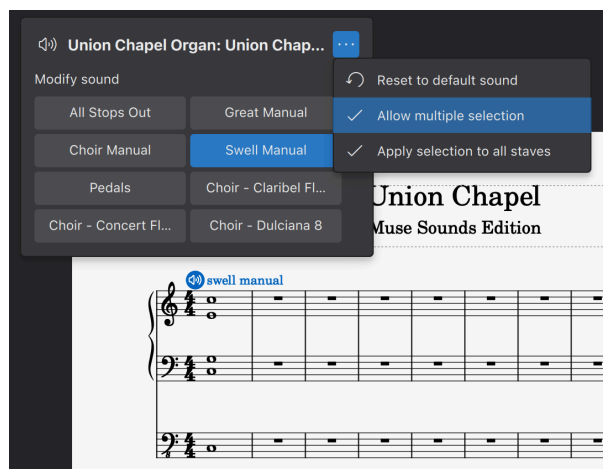
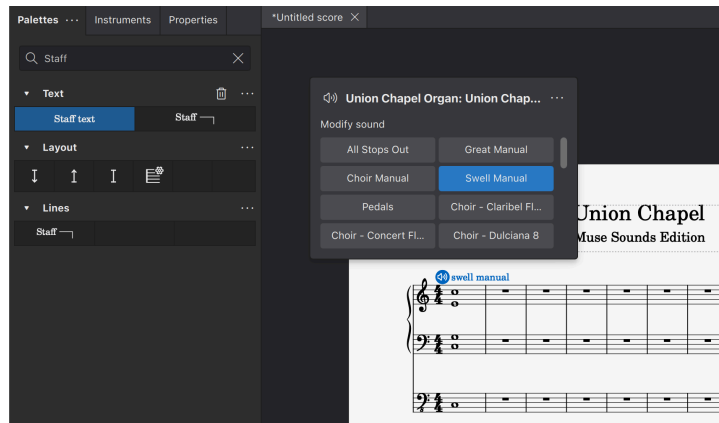
Swell - Salcional 8'

Swell - Vox Angelica 8'

Swell Manual

Accessing Presets in MuseScore

Many of the stops/preset are accessible through the **Staff Text** feature. To select a preset, first select the starting note, then assign Staff Text to it. Next, click on the speaker icon above the staff to open the Presets menu. From there, you can select the desired stop/preset. If there are more than eight techniques available, you may need to scroll to see all the available options.



To select multiple stops/presets at the same time, open the Staff text menu by selecting the Staff text speaker icon. In the top righthand corner for the Staff Text preset menu there are three lines for a drop down menu. From this menu, select “Allow multiple selection”. Now you are able to select more than one stop at once.

CAUTION: Your computer may take a performance hit when playing back multiple stops at once.

Manual vs Pedal Presets

In MuseScore Studio, you have to select either the Pedals or Manuals instrument (on the Mixer) to access the presets.

Keep in mind that the Pedals instrument naturally has fewer presets than the Manuals preset.

Organ Speak - Some Basics

Manual - a musical keyboard on the organ such as the Great, Swell or Choir

Rank (RK) - A grouping of organ pipes with the same characteristic sound

Stop - The on/off switch for a Rank of organ pipes.

Great - Refers to both the lower keyboard manual and the outer exposed grouping of organ pipes that the manual plays.

Swell - Refers to the pipes enclosed in a box with doors that open and close, adjusting the relative volume and tone of the pipes using a foot controller pedal, and the keyboard manual (usually just above the Great) that plays those pipes by default.

Choir - Organ pipes located near the choir loft that can sometimes be enclosed like the Swell, depending on the organ, controlled by the Choir keyboard manual.

Pedals - the foot pedals arranged as a large musical keyboard that control their own grouping of organ pipes

Coupler - a switch that can allow a manual or pedals to play other sections of the pipe organ. Coupling the Swell to the Great, for example, allows the Swell pipes and the Great pipes to both sound at the same time from the Great manual.


About Muse Sounds Editions

Muse Sounds Editions are exclusively created editions of sample libraries, designed to work with the Muse Sounds Engine, found inside MuseScore Studio and StaffPad.

These editions are derived from the same content, but are not compatible with Kontakt or VST versions of the same library.

The Muse Sounds concept is to distill the technical and sonic achievements of complex, vast sample libraries, which were often created to be triggered via

Union Chapel Organ

 Muse Sounds Edition

complex MIDI programming, into a simple, musical and intuitive experience for composers who work with notation.

The Muse Sounds team is proud to work with prestigious sample developers, and to bring these beautiful sounding creations to life for the notated page.

Thank you for supporting Muse Sounds!